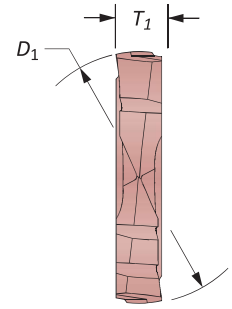
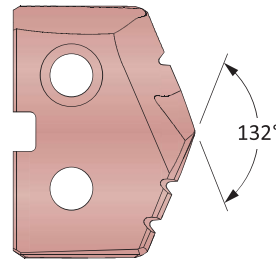





## GEN2 T-A Drill Inserts

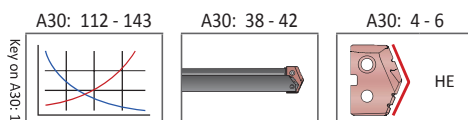
0 Series | Diameter Range: 0.511" - 0.695" (12.98mm - 17.65mm)



HSS Inserts – Super Cobalt • Carbide Inserts – C2 (K20) | C1 (K35)

Series	Fractional Equivalent	Insert			HSS Part No.	Carbide Part No.	
		$D_1$ inch	$D_1$ mm	$T_1$	 Super Cobalt	 C2 (K20)	 C1 (K35)
0	-	0.5118	13.00	1/8	450H-13	4C20H-13	4C10H-13
	33/64	0.5156	13.10	1/8	450H-.515	4C20H-.515	4C10H-.515
	17/32	0.5313	13.49	1/8	450H-0017	4C20H-0017	4C10H-0017
	-	0.5315	13.50	1/8	450H-13.5	4C20H-13.5	4C10H-13.5
	35/64	0.5469	13.89	1/8	450H-.546	4C20H-.546	4C10H-.546
	-	0.5512	14.00	1/8	450H-14	4C20H-14	4C10H-14
	9/16	0.5625	14.29	1/8	450H-0018	4C20H-0018	4C10H-0018
	-	0.5709	14.50	1/8	450H-14.5	4C20H-14.5	4C10H-14.5
	37/64	0.5781	14.68	1/8	450H-.578	4C20H-.578	4C10H-.578
	-	0.5906	15.00	1/8	450H-15	4C20H-15	4C10H-15
0.5	19/32	0.5938	15.08	1/8	450H-0019	4C20H-0019	4C10H-0019
	39/64	0.6094	15.48	1/8	450H-.609	4C20H-.609	4C10H-.609
	-	0.6102	15.50	1/8	450H-15.5	4C20H-15.5	4C10H-15.5
	5/8	0.6250	15.88	1/8	450H-0020	4C20H-0020	4C10H-0020
	-	0.6299	16.00	1/8	450H-16	4C20H-16	4C10H-16
	41/64	0.6406	16.27	1/8	450H-.640	4C20H-.640	4C10H-.640
	-	0.6496	16.50	1/8	450H-16.5	4C20H-16.5	4C10H-16.5
	21/32	0.6563	16.67	1/8	450H-0021	4C20H-0021	4C10H-0021
	-	0.6693	17.00	1/8	450H-17	4C20H-17	4C10H-17
	43/64	0.6719	17.07	1/8	450H-.671	4C20H-.671	4C10H-.671
11/16	0.6875	17.46	1/8	450H-0022	4C20H-0022	4C10H-0022	
-	0.6890	17.50	1/8	450H-17.5	4C20H-17.5	4C10H-17.5	

**NOTE:** 0.5 series inserts fit into both 0 and 0.5 series holders. However, 0 series inserts ONLY fit into 0 series holders. See page A30: 7 for visual.



Coatings not listed above can be supplied as non-stocked standards. Process fees apply. →

TiN = 450T-XXXX	TiAlN = 450A-XXXX
TiCN = 450N-XXXX	AM200® = 450H-XXXX

Inserts sold in quantities of 2